

Q3 Series


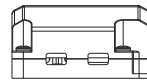
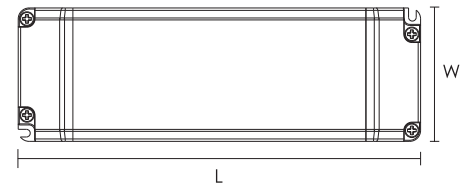
Constant Current LED Driver

LED恒流驱动器

Features:

- Universal AC input
- Constant current driver
- Independent compact design
- Captured terminal screws
- Protections: opencircuit, shortcircuit, overload, overtemperature
- Simple installation
- SELV equivalent
- Protection class II

- 全电压输入规格AC100-240V
- 恒流驱动
- 超小体积，独立式紧凑型设计
- 螺丝锁紧大接线端子，方便多规格线接驳
- 输出开路，短路，过载和超温保护
- 安装经济便捷
- 符合安全特低电压标准
- 保护等级 II



Parameters:

Model No. 型号	Input voltage 额定电压 (V)	Max. output 功率 (W)	Output current 输出电流 (mA)	Output voltage 输出电压 (V)	Power factor 功率因数 (λ)	Efficiency full load 效率 (%)	No-load power 空载功率 (W)	Ambient temperature 环境温度 ta (°C)	Max. casing temperature 最大外壳温度 tc (°C)	Isolation 隔离	Dimensions LxWxH 尺寸 (mm)	Weight 重量 (g)
Q3-500mA-28W	100-240	28	500	2-57	0.95	85	<1.0	-20...+50	80	SELV	166x52x24	190
Q3-700mA-40W	100-240	40	700	2-57	0.95	87	<1.0	-20...+50	80	SELV	166x52x24	190
Q3-1000mA-40W	100-240	40	1000	3-40	0.95	87	<1.0	-20...+50	80	SELV	166x52x24	190
Q3-1050mA-40W	100-240	40	1050	2-38	0.95	87	<1.0	-20...+50	80	SELV	166x52x24	190
Q3-1400mA-40W	100-240	40	1400	2-28	0.95	86	<1.0	-20...+50	80	SELV	166x52x24	190
Q3-850mA-45W	100-240	45	850	2-47	0.95	87	<1.0	-20...+50	80	SELV	166x52x24	190
Q3-1050mA-60W	100-240	60	1050	35-57	0.95	89	<1.0	-20...+50	80	SELV	184x61x32	300
Q3-1400mA-60W	100-240	60	1400	26-43	0.95	88	<1.0	-20...+50	80	SELV	184x61x32	300